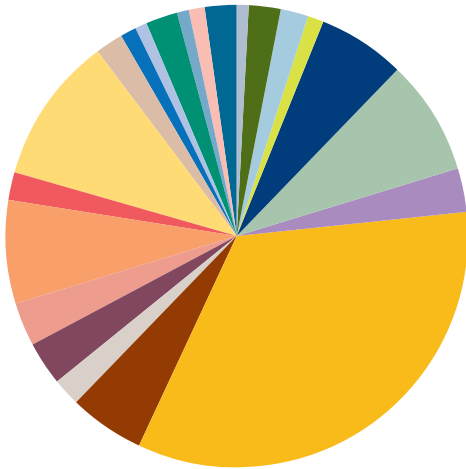




# Federal Bar Association Membership Demographics

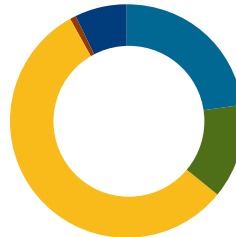
## Practice Area Sections

\*Percentage of all section memberships



Admiralty	1%
Alternative Dispute Resolution	2%
Antitrust & Trade Regulations	2%
Banking	1%
Bankruptcy	6%
Civil Rights	2%
Criminal	8%
Environmental, Energy, & Natural Resources	3%
Federal Litigation	33%
Financial Institutions & the Economy	5%
Government Contracts	2%
Health	2%
Immigration	3%
Indian	3%
Intellectual	7%
International	2%
Labor & Employment	10%
Securities Law Section	2%
Social Security	1%
State & Local Government Relations	1%
Taxation	2%
Transportation & Transportation Security Law	1%
Veterans Law	1%


## Years in Practice



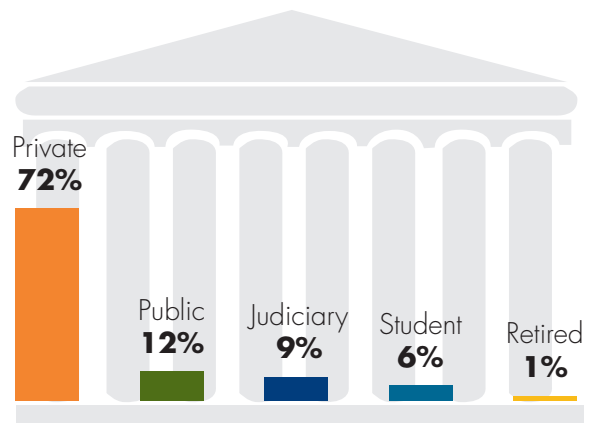
0-5	23%
6-10	13%
11+	56%
Retired	1%
Student	7%

Note: Chart only includes practicing attorney members of the Association.

## Gender

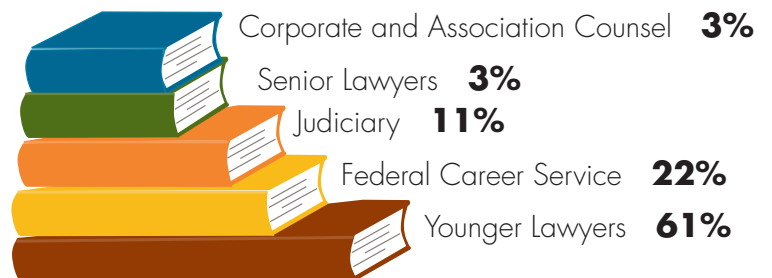


## Types of Practice



## Career Divisions

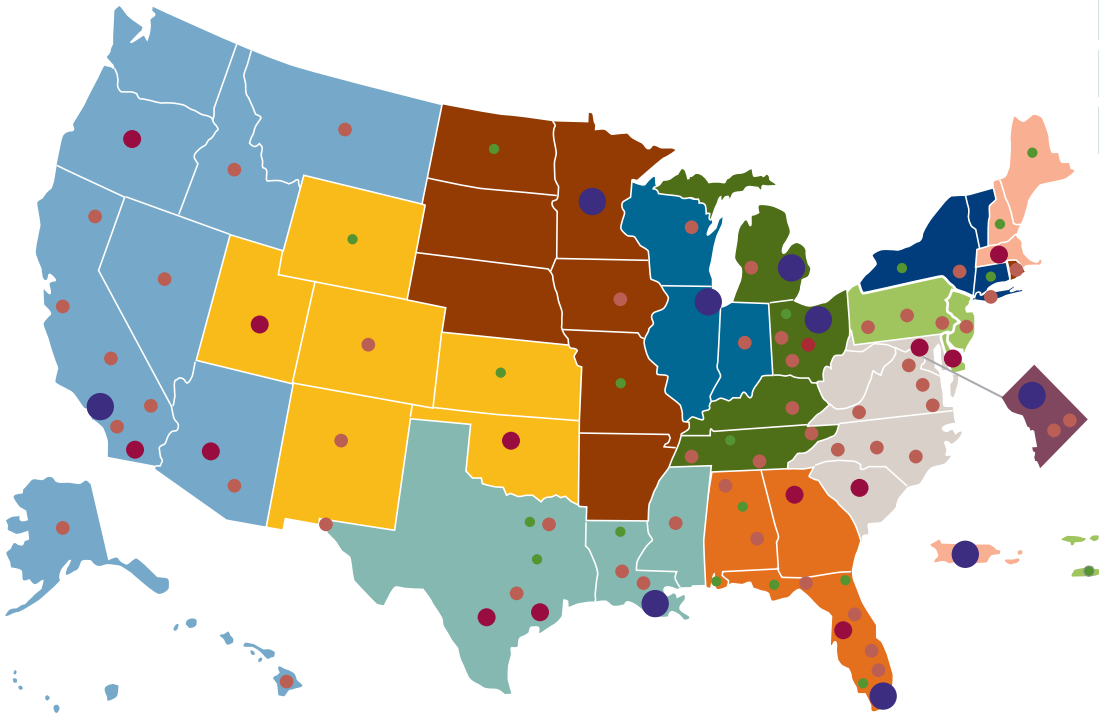
\*Percentage of all division memberships



## Federal Bar Association Chapters

Each dot represents a chapter

- 20-50 members
- 51-250 members
- 251-400 members
- 401+ members



Circuits ■ D.C. ■ 1st ■ 2nd ■ 3rd ■ 4th ■ 5th ■ 6th ■ 7th ■ 8th ■ 9th ■ 10th ■ 11th

## Chapters by Member Size

### Up to 50

Birmingham  
Connecticut  
Fort Worth  
Jacksonville  
Kansas  
Missouri  
Mobile  
Nashville  
New Hampshire  
North Dakota  
North Louisiana  
Northern/Eastern  
Oklahoma  
Southwest Florida  
Tallahassee  
Virgin Islands  
Waco  
Western Dist. of New York  
Wyoming  
Maine

Hon. P. Michael Mahoney  
Western Div. of the North-  
ern Dist. of Illinois

### 51-250

Alaska  
Austin  
Baton Rouge  
Broward County  
Capitol Hill  
Colorado  
Columbus  
Chattanooga  
Dallas  
Dayton  
Eastern Dist. of New York  
Eastern Dist. of North  
Carolina  
Eastern Dist. of  
Pennsylvania  
El Paso

Hawaii  
Idaho  
Indianapolis  
Inland Empire  
Iowa  
John W. Peck Cincinnati-  
Northern Kentucky  
Kentucky  
Lafayette/Acadiana  
Memphis Mid-South  
Middle Dist. of North  
Carolina  
Middle Dist. of  
Pennsylvania  
Mississippi  
Montana  
Montgomery  
Nevada  
New Jersey  
New Mexico  
North Alabama

North Central Florida  
Northeast Tennessee  
Northern Dist. of California  
Northern Virginia  
Orange County  
Orlando  
Palm Beach  
Pentagon  
Rhode Island  
Richmond  
Roanoke  
Sacramento  
San Joaquin Valley  
Southern Dist. of New York  
Tidewater  
Western Dist. of Michigan  
Western Dist. of North  
Carolina  
Western Dist. of  
Pennsylvania  
William D. Browning Tucson

### 251-400

Atlanta  
Delaware  
Maryland  
Massachusetts  
Oklahoma City  
Oregon  
Phoenix  
San Antonio  
San Diego  
South Carolina  
Southern Dist. of Texas  
Tampa Bay  
Utah

### 401 and up

Chicago  
District of Columbia  
Eastern Dist. of Michigan  
Hon. Raymond L. Acosta  
Puerto Rico  
Los Angeles  
Minnesota  
New Orleans  
Northern Dist. of Ohio  
South Florida